



ಬೃಹತ್ ಬೆಂಗಳೂರು ಮಹಾನಗರ ಪಾಲಿಕೆ  
Bruhat Bengaluru Mahanagara Palike



# BBMP COVID-19 WAR ROOM 14.09.2022



# OVERVIEW OF COVID-19 IN BENGALURU



## CASE TRENDS

ACTIVE CASES **2,395**

### Confirmed Cases

**261**

18,69,241 #

### Recovered Cases

**289**

18,49,860 #

### Death Cases

**0**

16,986 #



## HOSPITALIZATION

**35**

### ICU – V

### ICU

### HDU

### General

**13**

**4**

**18**

INCLUDES GOVT. QUOTA AND PRIVATE WALK-IN HOSPITALIZATION



## VACCINATION

**2572**

2,04,17,166 #

### First Dose

**123**

96,72,234 #

### Second Dose

**349**

94,65,838 #

### Precaution Dose

**2,100**

12,79,094 #



## TRIAGING

### MTU

**14**

### Tele Triage

**258**



## ACTIVE CLUSTERS

**5**

### Budding Clusters (<5 Cases)

**5**

### Clusters (> 5 cases)

**0**



## TESTING

**13,078**

3,16,81,393 #

### RAT

**2,742**

### RTPCR

**10,336**

**Positivity : 2.02%**

\*FOR LAST 7 DAYS

# : indicates cumulative numbers till date



# ABSTRACT OF COVID-19 SCENARIO IN BENGALURU

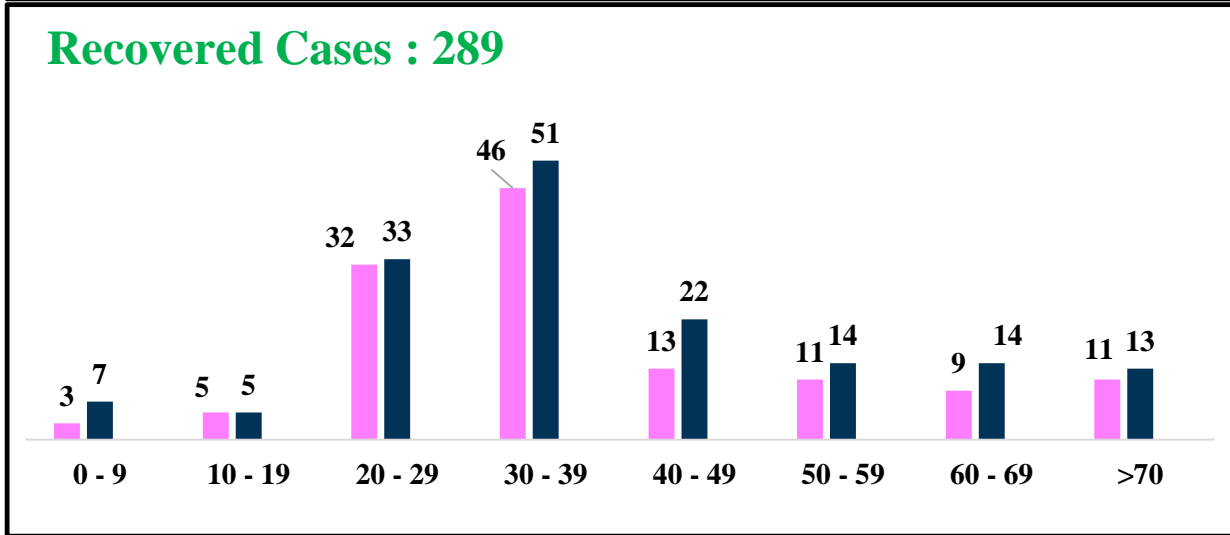
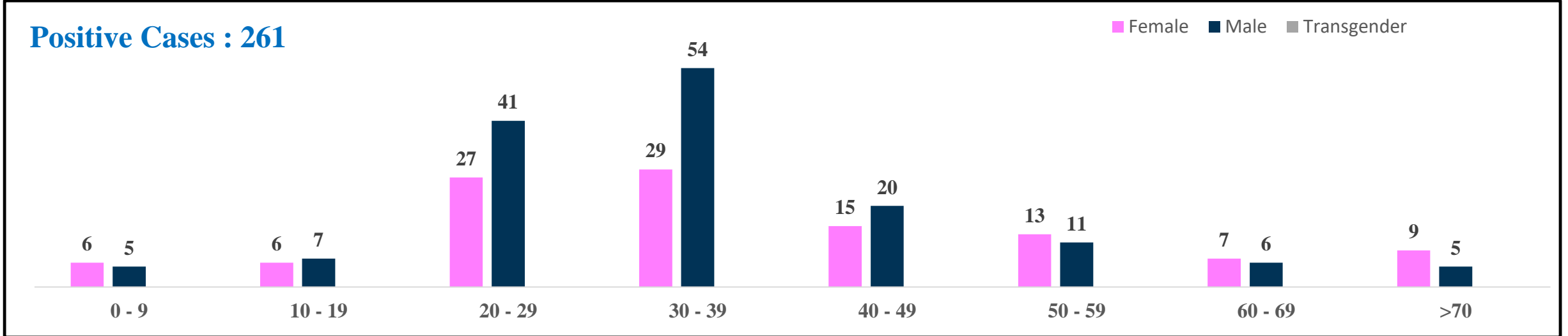


	MALE			FEMALE			TRANSGENDER			TOTAL		
	Last 24 Hours	Last 7 Days	Cumulative	Last 24 Hours	Last 7 Days	Cumulative	Last 24 Hours	Last 7 Days	Cumulative	Last 24 Hours	Last 7 Days	Cumulative
<b>Positive Cases</b>	149	984	11,01,800	112	777	7,66,549	0	0	196	<b>261</b>	<b>1,761</b>	<b>18,69,241</b>
<b>Recovered Cases</b>	159	1,277	10,89,424	130	1,036	7,60,342	0	1	187	<b>289</b>	<b>2,314</b>	<b>18,49,860</b>
<b>Death Cases</b>	0	3	10,758	0	0	6,224	0	0	4	<b>0</b>	<b>3</b>	<b>16,986</b>
<b>Total Tests Done</b>	<b>In Last 24 hrs. : 13,078</b>			<b>In last 7 days : 87,128</b>			<b>Cumulative : 3,16,81,393</b>					
<b>Vaccine Doses Administered</b>	<b>In Last 24 hrs. : 2572</b>			<b>In last 7 days : 26,431</b>			<b>Cumulative : 2,04,17,166</b>					
<b>ACTIVE CASES</b>									<b>2,395</b>			

\*Covid deaths occurred today : 00 | Covid deaths occurred beyond last 24hrs., reported today : 0

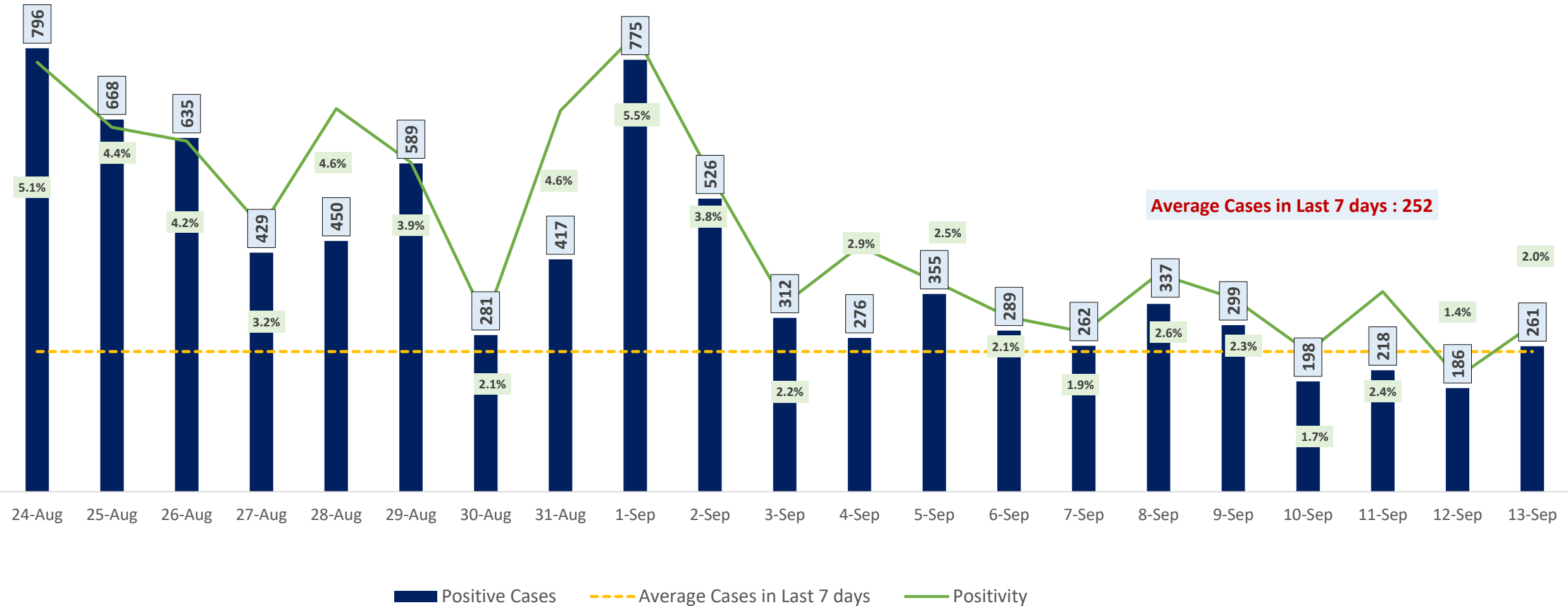


# LAST 24 HOURS AGE GROUP AND GENDER WISE DISTRIBUTION





# POSITIVITY RATE OF BENGALURU – LAST 21 DAYS





# TESTING TRENDS IN BENGALURU



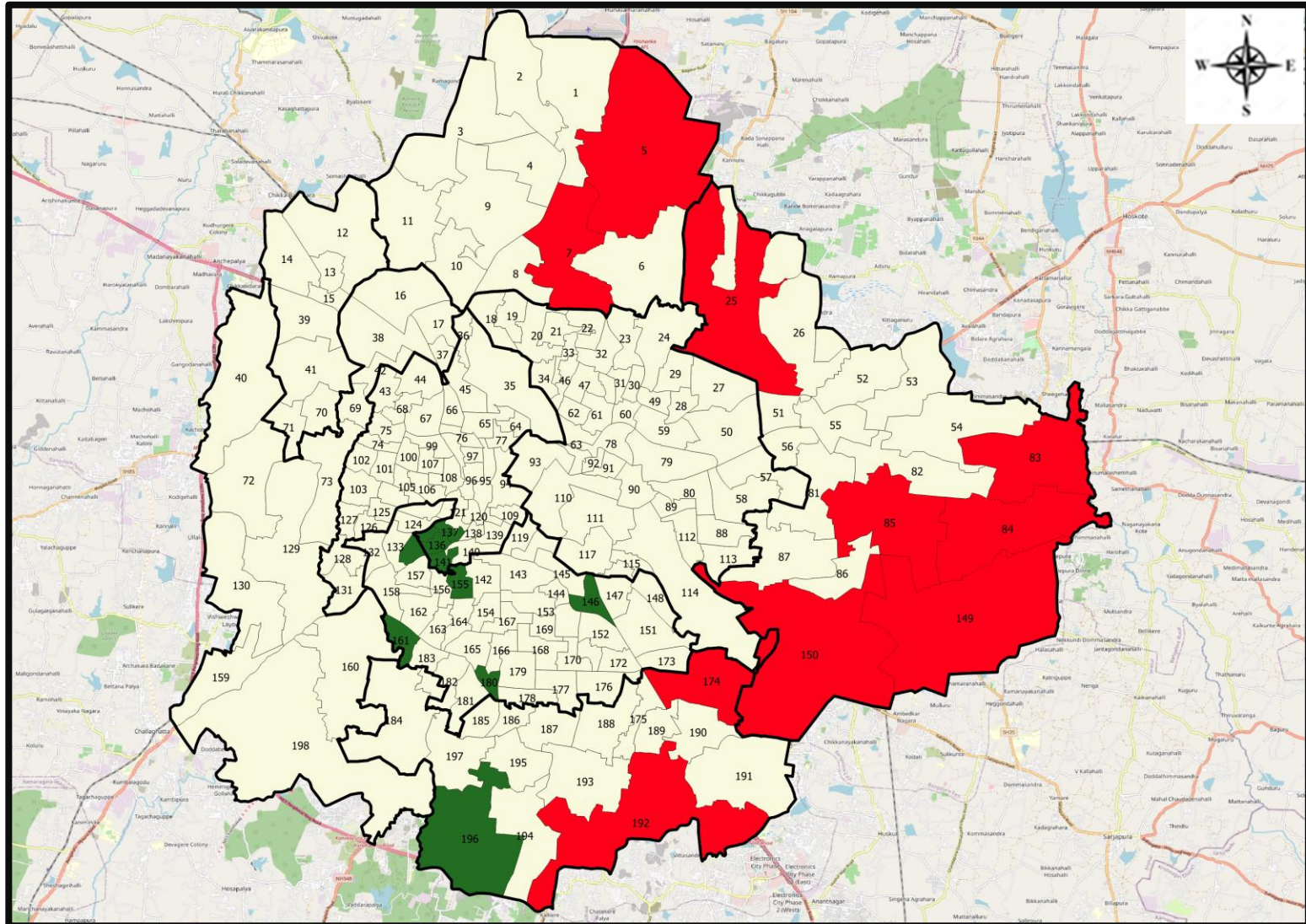
Total Test Conducted Till Date	Test Conducted Last 24 hours	Last 7 Days Average
3,16,81,393	13,078	12,447







# BENGALURU URBAN MAP SHOWING TREND OF POSITIVE CASES IN LAST 7 DAYS



### Top 10 wards reporting highest number of positive cases in last 7 days

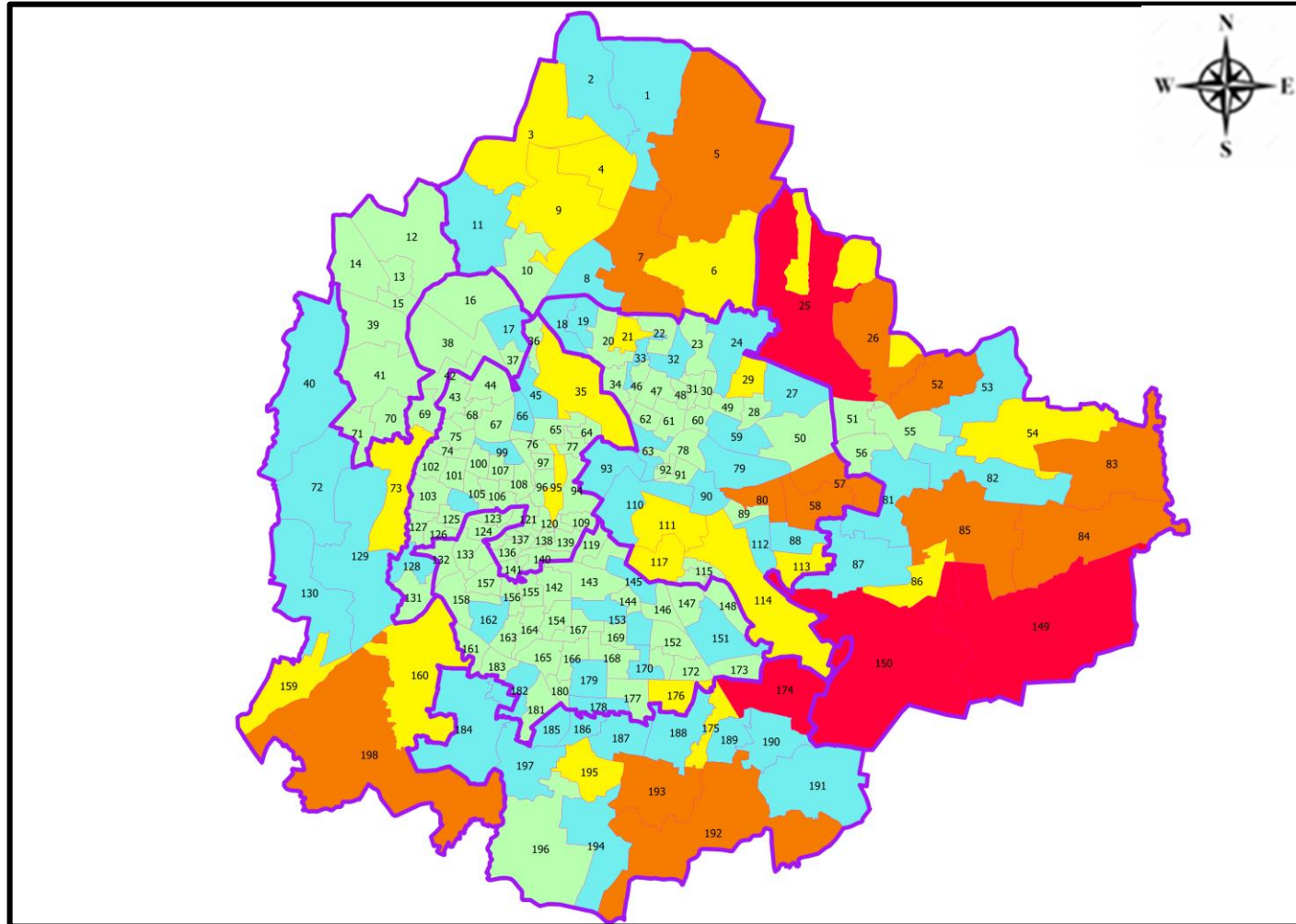
Ward No.	Ward Name	Daily Cases Average
150	Bellanduru	16
149	Varthuru	9
25	Horamavu	9
174	HSR Layout	7
85	Dodda Nekkundi	7
192	Begur	7
7	Byatarayanapura	6
5	Jakkuru	6
84	Hagadur	6
83	Kadugodi	6







### Top 10 wards reporting least number of positive cases in last 7 days

Ward No.	Ward Name	Daily Cases Average
134	Bapuji Nagar	0
135	Padarayanapura	0
136	Jagajivanram Nagar	0
137	Rayapura	0
141	Azad Nagar	0
146	Lakkasandra	0
155	Hanumanth Nagar	0
161	Hosakerehalli	0
180	Banashankari Temple Ward	0
196	Anjanapura	0



# BENGALURU MAP SHOWING INTENSITY OF POSITIVE CASES IN LAST 7 DAYS



-  **Level 1 : 0 to 5 Cases**
-  **Level 2 : 5 to 15 Cases**
-  **Level 3 : 15 to 25 Cases**
-  **Level 4 : 25 to 50 Cases**
-  **Level 5 : More than 50 Cases**
-  **Zone Boundaries**



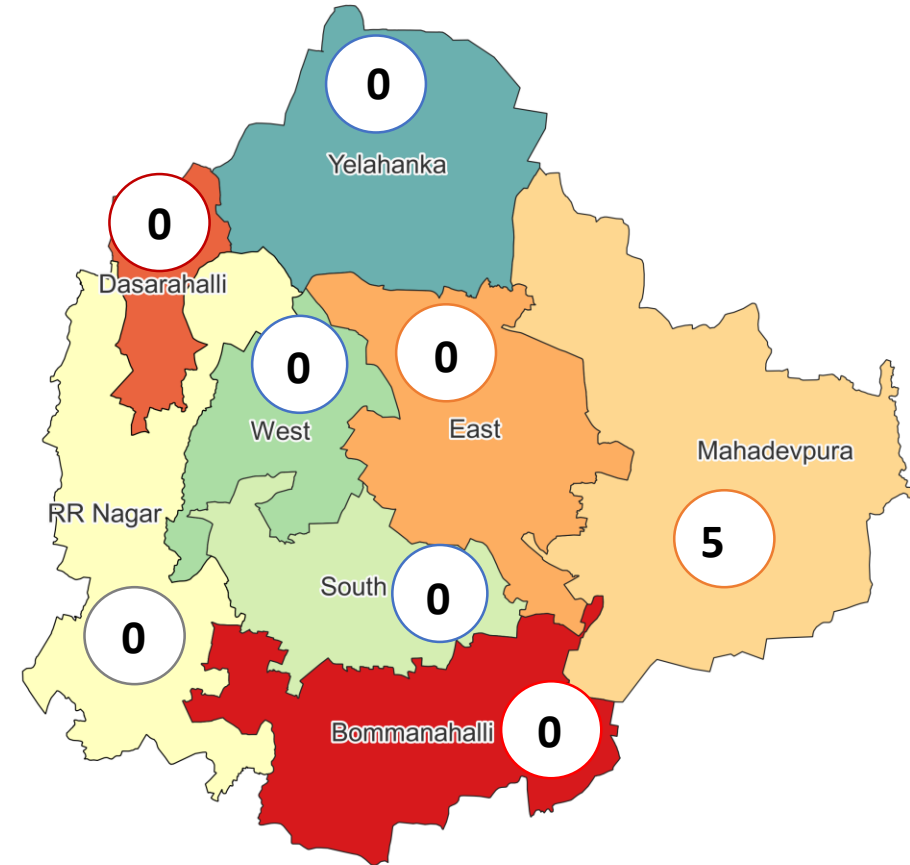


# CLUSTER DETAILS



Zone Name	TOTAL CLUSTERS	Budding Clusters	Clusters	Outbreaks
		Less Than 5 Cases	5 To 14 Cases	More Than 14 Cases
BOMMANAHALLI	0 (-)	0 (-)	0 (-)	0 (-)
DASARAHALLI	0 (-)	0 (-)	0 (-)	0 (-)
EAST	0 (-)	0 (-)	0 (-)	0 (-)
MAHADEVPURA	5 (▼1)	5 (▼1)	0 (-)	0 (-)
RR NAGAR	0 (-)	0 (-)	0 (-)	0 (-)
SOUTH	0 (-)	0 (-)	0 (-)	0 (-)
WEST	0 (-)	0 (-)	0 (-)	0 (-)
YELAHANKHA	0 (-)	0 (-)	0 (-)	0 (-)
<b>TOTAL</b>	<b>5 (▼1)</b>	<b>5 (▼1)</b>	<b>0 (-)</b>	<b>0 (-)</b>

## Total Active Clusters



### Types of Clusters

Zone Name	Apartments/ Villa	Individual House	Hostels/Quarters	Others	Schools/Colleges
BOMMANAHALLI	0 (-)	0 (-)	0 (-)	0 (-)	0 (-)
DASARAHALLI	0 (-)	0 (-)	0 (-)	0 (-)	0 (-)
EAST	0 (-)	0 (-)	0 (-)	0 (-)	0 (-)
MAHADEVPURA	5 (▼1)	0 (-)	0 (-)	0 (-)	0 (-)
RR NAGAR	0 (-)	0 (-)	0 (-)	0 (-)	0 (-)
SOUTH	0 (-)	0 (-)	0 (-)	0 (-)	0 (-)
WEST	0 (-)	0 (-)	0 (-)	0 (-)	0 (-)
YELAHANKHA	0 (-)	0 (-)	0 (-)	0 (-)	0 (-)
<b>TOTAL</b>	<b>5 (▼1)</b>	<b>0 (-)</b>	<b>0 (-)</b>	<b>0 (-)</b>	<b>0 (-)</b>

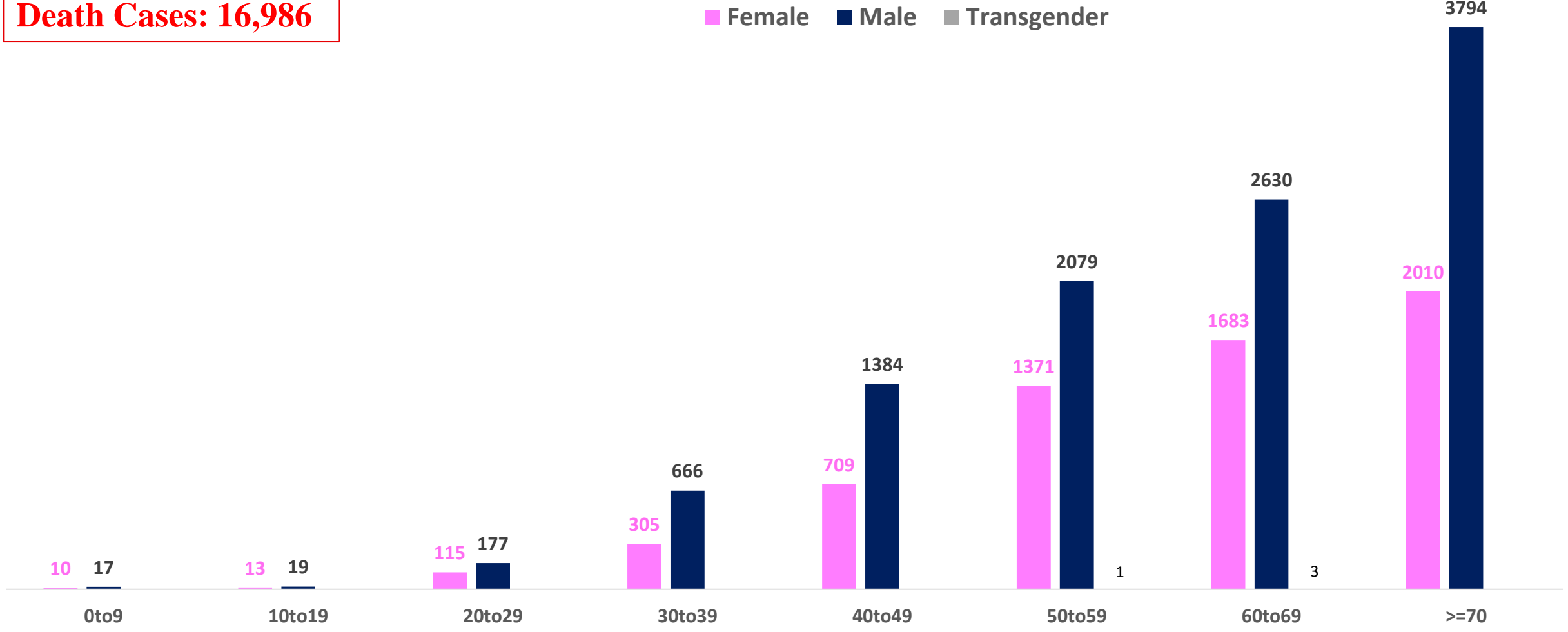
▲▼ : Shows increase and decrease in numbers as compared to previous day



# AGE AND GENDER WISE DISTRIBUTION OF DEATH CASES



**Death Cases: 16,986**





# COVID-19 SCENARIO IN BENGALURU AND OTHER METROPOLITAN CITIES



CITY NAME	Positive Cases	Active Cases	Recovered	Deceased	Vaccine Doses Administered
New Delhi	20,01,887	591	19,74,802	26,494	3,69,36,264
Bengaluru*	18,69,241	2,395	18,49,860	16,986	2,36,72,319
Mumbai	11,47,377	1,574	11,26,084	19,719	2,20,70,505
Chennai	7,88,611	2,219	7,77,323	9,069	1,12,50,684

Source : <https://dashboard.cowin.gov.in/> at 5:00pm (14.09.2022)  
Source : <https://www.covid19bharat.org/> at 5:00pm(14.09.2022)

\*includes BBMP & Bengaluru Urban



# SNAPSHOT OF COVID-19 CASES IN BENGALURU URBAN



**Total Wards With  
< =10 Cases\* :  
134**

**Tests Conducted  
on 13.09.2022:  
13,078**

**Recovery  
Rate\*:  
98.96%**

**Total  
Active Cases :  
2,395**

**Total Vaccinated  
on 13.09.2022:  
2572**





**Positivity  
Rate\* :  
2.02%**

**Active  
Rate\*:  
0.13%**

**Case  
Fatality Rate\* :  
0.17%**

\*Total positive cases In the past 7 days

\*CFR and positivity is for Past 7 days

<b>Download BBMP Bulletin</b>	<a href="https://apps.bbmpgov.in/covid19/mediabulletin.php">https://apps.bbmpgov.in/covid19/mediabulletin.php</a>
<b>To register for vaccination :</b>	<a href="https://selfregistration.cowin.gov.in/">https://selfregistration.cowin.gov.in/</a>
<b>BBMP COVID19 Dashboard:</b>	<a href="https://apps.bbmpgov.in/covid19/">https://apps.bbmpgov.in/covid19/</a>
<b>Follow us on:</b>	 <a href="http://www.facebook.com/bbmp.comm1/">www.facebook.com/bbmp.comm1/</a>
	 <a href="https://twitter.com/BBMPCOMM">twitter.com/BBMPCOMM</a>
	  <a href="https://www.instagram.com/BBMPSplHealth">BBMPSplHealth</a>

Issued by:

Honorable Chief Commissioner, BBMP  
Special Commissioner Health & IT, BBMP  
MD, Bengaluru Smart City Limited

**THANK YOU !**

